

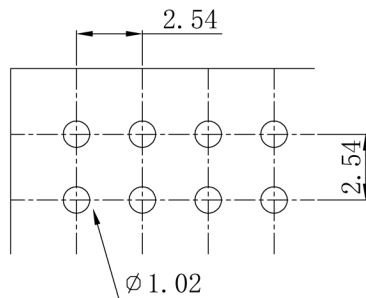
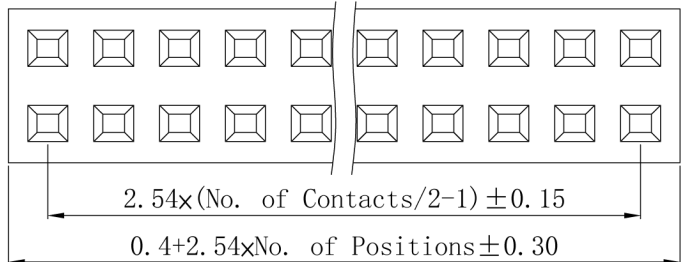
A

B

C

D

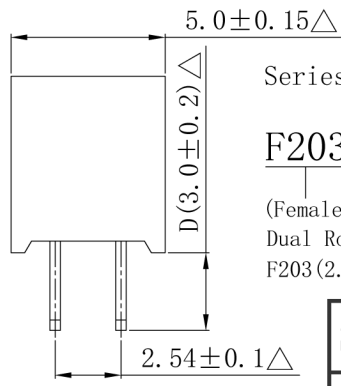
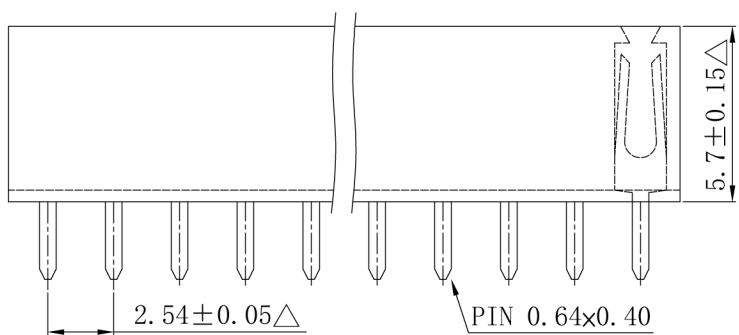
E



P. C. B. Hole Layout

Specifications

Current Rating	:3 Amps
Insulator Resistance	:5000 Megohms Min.
Contact Resistance	:20 m ohms max.
Dielectric Withstanding	:AC 1000 V
Operating Temperature	:-40°C ~ +105°C
Contact Material	:Brass
Insulator Material	:Polyester, UL 94V-0
Finish	:Tin, Gold or Duplex Plated
Standard	:Gold Flash all over



Series	Connector Type	Contact Plating	Material	Pin Length mm	Number of Contacts
F203	- X	X	X	- DXXX	-XX
(Female Header Dual Row) F203 (2.54 H:5.7)	S: Straight Type	G: Gold Flash T: Tin Plated A: 10U"Gold B: 15U"Gold C: 20U"Gold ©Duplex Plating D: Gold Flash/Tin (Standard:G)	P: PBT N: Nylon-6T (Standard:P)	S-D D030 (Standard:S-D030)	(04 TO 80 Contacts)

所有材料為
"環保材料"
2006.8.07
RoHS

△ 此符號表示重點管控尺寸

DESCRIPTION(內容): 2.54mm Female Header H:5.7 W:5.0 180°	DRAWN(製圖): Kevin	GENERAL TOLERANCE:(公差)	REV: R3	REV	DESCRIPTION	DATE	
	CHECKED(確認): Mandy	.X .XXX .XX .X° .XXX .XX°	UNIT: mm	R0	舊料號: C025R0C025X0G0 舊料號: F203X0SOND00	2005.08.13 2006.06.03	
	PART NO: (料號) F203-SG_-D030-XX	APPROVAL(核准): Johnny	SCALE(比例): 1:XX	SIZE: A4	R1	更新料號	2006.08.07
	DWG NO(圖號):			SHEET: 1/1	R2	變更環保章字樣及端子尺寸	2006.08.15
				R3	增加材質選項 FET	2007.10.24	

A

B

C

D

E