

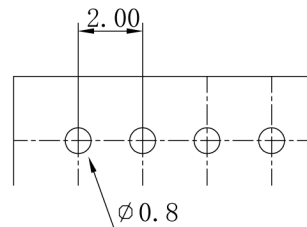
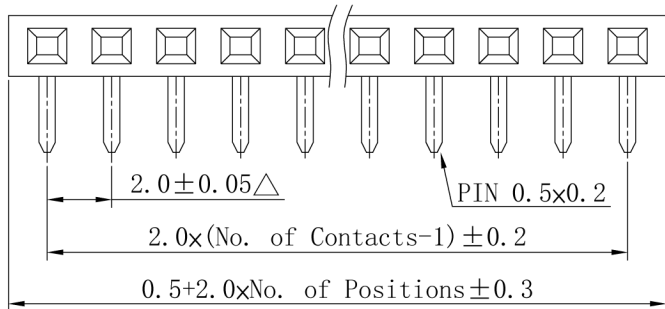
A

B

C

D

E



P. C. B. Hole Layout

Specifications

Current Rating	:2 Amp
Insulator Resistance	:3000 Megohms Min.
Contact Resistance	:20 m ohms max.
Dielectric Withstanding	:AC 500 V
Operating Temperature	:-40°C ~ +105°C
Contact Material	:Phosphor Bronze.
Insulator Material	:Polyester, UL 94V-0

Finish: Tin, Gold or Duplex Plated

Standard: Gold Flash all over

Note:

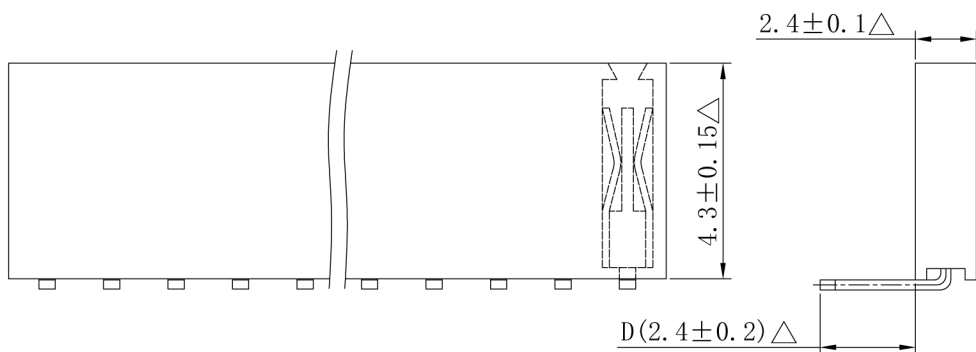
Duplex plating: Gold Plated on contact area,
Tin on solder area

1

1

2

2



Series	Connector Type	Contact Plating	Material	Pin Length mm	Number of Contacts
F301	- X	X	X	- DXXX	- XX
(Female Header Single Row) F301 (2.00 H:4.3)	R:Right Angle	G:Gold Flash T: Tin Plated A:10U"Gold B:15U"Gold C:20U"Gold	P:PBT N:Nylon-6T (Standard:P)	R-D D024 (Standard:R-D024)	(02 TO 40 Contacts)

所有材料為
"環保材料"
2007.01.03
RoHS

©Duplex Plating
D:Gold Flash/Tin
(Standard:G)

△ 此符號表示重點管控尺寸

3

3

DESCRIPTION(內容): 2.0mm Female Header H:4.3 W:2.4 90°	DRAWN(製圖): 劉兵	GENERAL TOLERANCE: (公差)	REV: R1	REV	DESCRIPTION	DATE	
	CHECKED(確認):	.X .XX .XXX	.XXXX .X° .XX°	UNIT: mm	R0	舊料號: C08B4300LXX 舊料號: F301-060P-D04	2005.08.13 2005.12.04
	PART NO: (料號) F301-RG_D024-XX	APPROVAL(核准):	SCALE(比例): 1:XX	SIZE: A4	R1	更新料號	2006.06.07
	DWG NO(圖號):			SHEET: 1/1	R2		
				R3			

A

B

C

D

E