

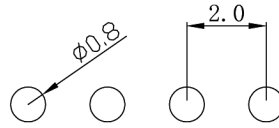
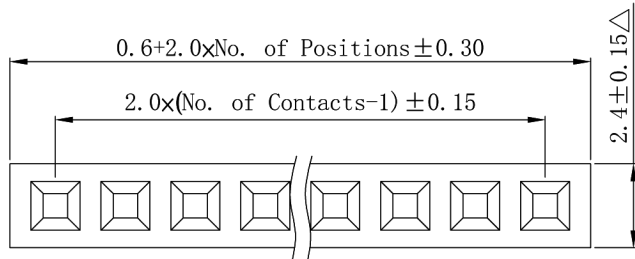
A

B

C

D

E



P. C. B. Layout

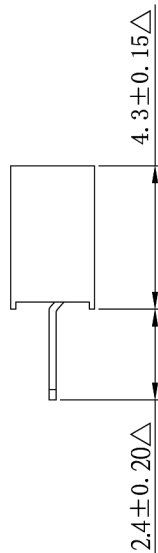
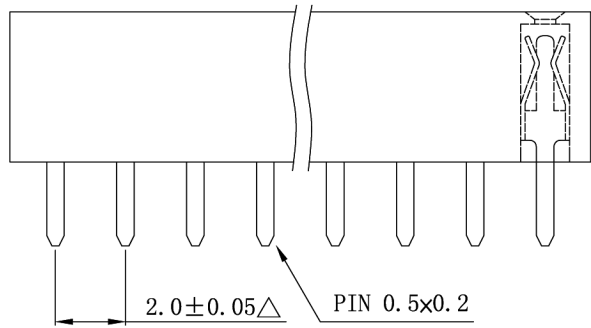
Specifications

| | |
|-------------------------|----------------------|
| Current Rating | :2 Amp |
| Insulator Resistance | :3000 Megohms Min. |
| Contact Resistance | :20 m ohms max. |
| Dielectric Withstanding | :AC 500 V |
| Operating Temperature | :-40°C ~ +105°C |
| Contact Material | :Phosphor Bronze. |
| Insulator Material | :Polyester, UL 94V-0 |

Finish: Tin, Gold or Duplex Plated
 Standard: Gold Flash all over

Note:

Duplex plating: Gold Plated on contact area,
 Tin on solder area



| Series | Connector Type | Contact Plating | Material | Pin Length mm | Number of Contacts |
|--|------------------|--|------------------------------------|----------------------------------|---------------------|
| F301 | - X | X | X | - DXXX | - X X |
| (Female Header Single Row) (2.00 H:4.3) | S: Straight Type | G: Gold Flash T: Tin Plated A: 10U"Gold B: 15U"Gold C: 20U"Gold ©Duplex Plating D: Gold Flash/Tin (Standard:G) | P: PBT N: Nylon-6T (Standard:P) | S-D D024 (Standard:S-D024) | (02 TO 40 Contacts) |

所有材料為
 "環保材料"
 2006.3.16
 RoHS

△ 此符號表示重點管控尺寸

| DESCRIPTION(內容): | DRAWN(製圖): Kevin | GENERAL TOLERANCE: (公差) | REV: | REV | DESCRIPTION | DATE |
|--------------------------------------|---------------------|---------------------------------|---------------|-----|----------------------------------|------------|
| | | | R2 | | | |
| 2.0mm Female Header H:4.3 W:2.4 180° | CHECKED(確認): | .X .XXX .XX .X° .XXX .XX° | UNIT: | R0 | 舊料號: CFEB333333333333 | 2005.08.13 |
| | | | mm | R1 | 舊料號: F301-105CN1024 | 2006.05.22 |
| PART NO: (料號) F301-SG_-D024-XX | APPROVAL(核准): | SCALE(比例): 1:XX | A4 | R2 | 更新料號 | 2006.07.13 |
| DWG NO(圖號): | | | SHEET: 1/1 | R3 | 變更環保章字樣 | 2006.08.15 |

A

B

C

D

E