

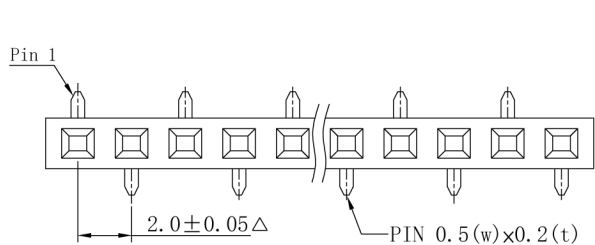
A

B

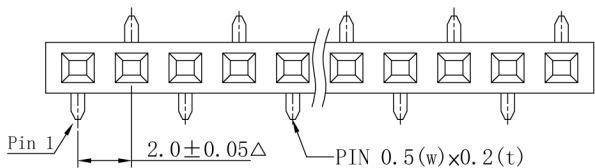
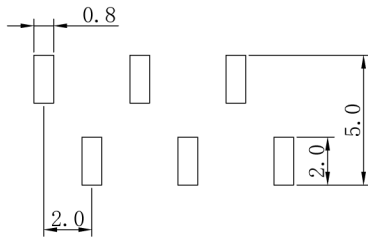
C

D

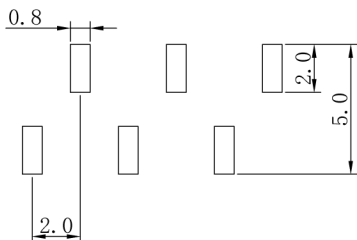
E



A TYPE A TYPE



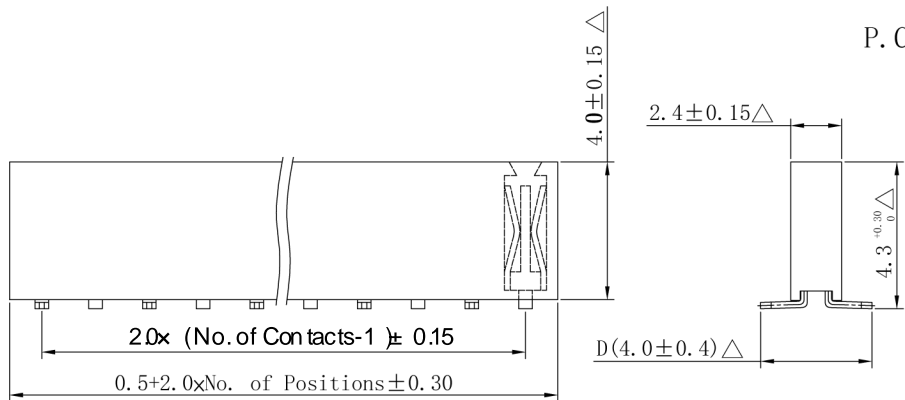
B TYPE B TYPE



P.C.B. Hole Layout

Specifications

- Current Rating : 2 Amp
- Insulator Resistance : 3000 Megohms Min.
- Contact Resistance : 20 m ohms max.
- Dielectric Withstanding : AC 500 V
- Operating Temperature : -40°C ~ +105°C
- Contact Material : Phosphor Bronze.
- Insulator Material : Polyester, UL 94V-0
- Standard : Nylon-6T
- Finish: Tin, Gold or Duplex Plated
- Standard: Gold Flash all over
- Note: Duplex plating: Gold Plated on contact area, Tin on solder area



| Series | Connector Type | Contact Plating | Material | Pin Length mm | Number of Contacts | Other |
|----------------------------|----------------|---|------------------------------|-----------------------------------|---------------------|--------------------------|
| F302 | - X | X | X - DXXX | | -XX | -XT |
| (Female Header Single Row) | M: SMT Type | G: Gold Flash T: Tin Plated A: 10U"Gold B: 15U"Gold C: 20U"Gold | N: Nylon-6T (Standard: N) | M-D D040 (Standard: M-D040) | (02 TO 40 Contacts) | AT: TYPE A BT: TYPE B |

F302 (2.00 H: 4.0)

所有材料為
"環保材料"

2007.8.03

RoHS

△ 此符號表示重點管控尺寸

| | | | | | | |
|---|--|----------------------------|----------------------|----------------------|-------------|---------------------------|
| DESCRIPTION(內容): 2.0mm Female Header H:4.0 W:2.4 SMT Nylon-6T | DRAWN(製圖): 劉兵 | GENERAL TOLERANCE: (公差) | REV: R1 | REV | DESCRIPTION | DATE |
| | CHECKED(確認): 師會營 | .X .XX .XXX | .XXXX .X° .XX° | UNIT: mm | R0 | 舊料號: F302-MGN-D040 |
| | PART NO: (料號) F302-MGN-D040-XX-XT | APPROVAL(核准): | SCALE(比例): 1:XX | SIZE: A4 | R1 | 更新料號 |
| | DWG NO(圖號): | | | SHEET: 1/1 | R2 | |
| | | | | R3 | | |

A

B

C

D

E