

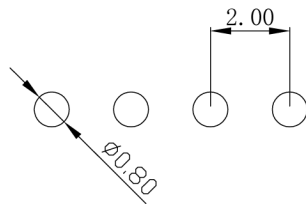
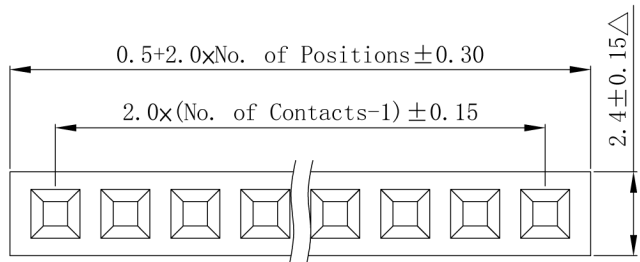
A

B

C

D

E



P. C. B. Layout

Specifications

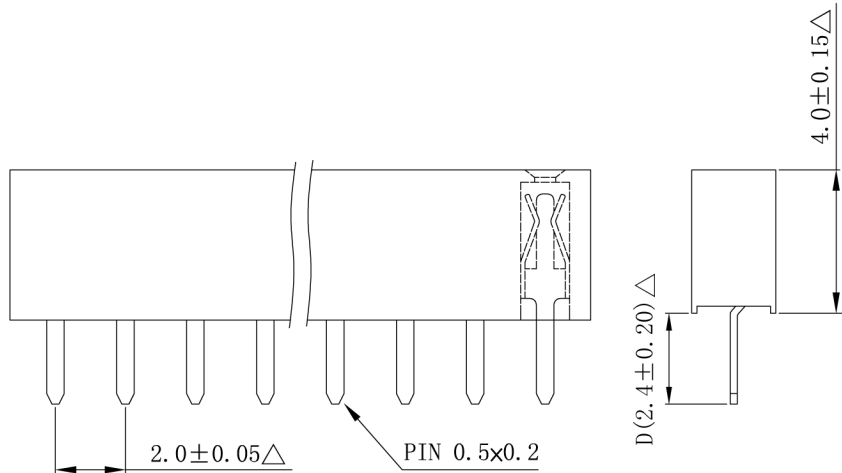
Current Rating	:2 Amp
Insulator Resistance	:3000 Megohms Min.
Contact Resistance	:20 m ohms max.
Dielectric Withstanding	:AC 500 V
Operating Temperature	:-40°C ~ +105°C
Contact Material	:Phosphor Bronze.
Insulator Material	:Polyester, UL 94V-0

Finish: Tin, Gold or Duplex Plated

Standard: Gold Flash all over

Note:

Duplex plating: Gold Plated on contact area,
Tin on solder area



Series	Connector Type	Contact Plating	Material	Pin Length mm	Number of Contacts
F302	- X	X	X -	DXXX	-XX
(Female Header Single Row)	S: Straight Type	G: Gold Flash T: Tin Plated	P: PBT N: Nylon-6T (Standard: P)	S-D D024 (Standard: S-D024)	(02 TO 40 Contacts)
F302 (2.00 H: 4.0)		A: 10U"Gold B: 15U"Gold C: 20U"Gold ©Duplex Plating D: Gold Flash/Tin (Standard: G)			

所有材料為
"環保材料"

RoHS

△ 此符號表示重點管控尺寸

DESCRIPTION(內容):	DRAWN(製圖): 彭維明	GENERAL TOLERANCE: (公差)	REV:	REV	DESCRIPTION	DATE
			R1			
2.0mm Female Header H:4.0 W:2.4 180°	CHECKED(確認):	.X .XX .XXX	UNIT:	R0	舊料號: C08B10SC1XX	2005.08.13
			mm	R1	舊料號: F302XSGP-D24	2006.08.19
PART NO: (料號)	APPROVAL(核准):	SCALE(比例): 1:XX	SIZE:	R2	更新料號	
DWG NO(圖號):			A4	R3		
			SHEET:			
			1/1			

A

B

C

D

E