

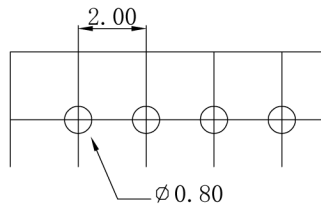
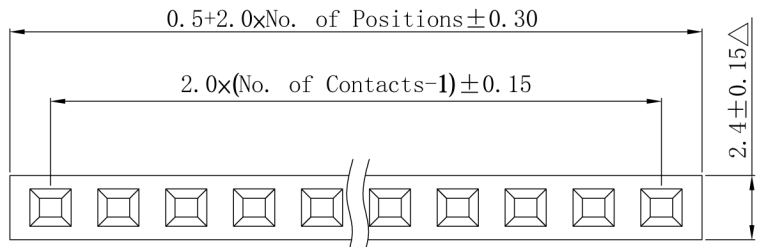
A

B

C

D

E



P. C. B. Hole Layout

Specifications

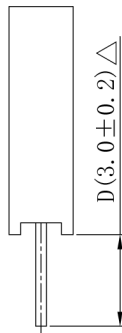
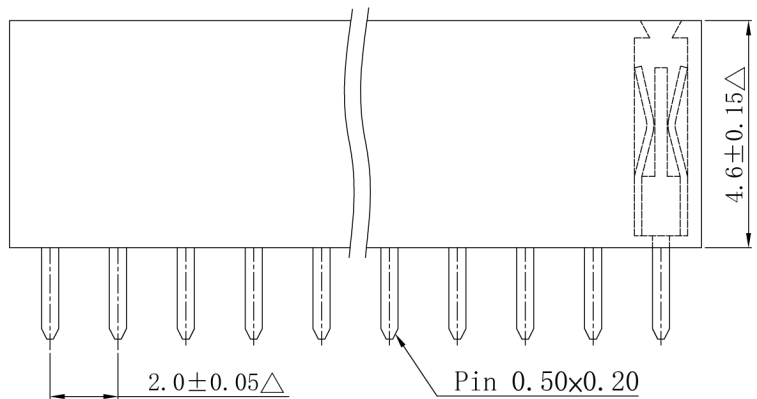
Current Rating	:2 Amp
Insulator Resistance	:3000 Megohms Min.
Contact Resistance	:20 m ohms max.
Dielectric Withstanding	:AC 500 V
Operating Temperature	:-40°C ~ +105°C
Contact Material	:Phosphor Bronze.
Insulator Material	:Polyester, UL 94V-0

Finish: Tin, Gold or Duplex Plated

Standard: Gold Flash all over

Note:

Duplex plating: Gold Plated on contact area,
Tin on solder area



Series	Connector Type	Contact Plating	Material	Pin Length mm	Number of Contacts
F303	- X	X	X	- D030	- X X
(Female Header Single Row) (2.00 H: 4.6)	S: Straight Type	G: Gold Flash T: Tin Plated A: 10U"Gold B: 15U"Gold C: 20U"Gold ©Duplex Plating D: Gold Flash/Tin (Standard:G)	P: PBT N: Nylon-6T (Standard:P)	S-D D030 (Standard:S-D024)	(02 TO 40 Contacts)

所有材料為
"環保材料"
2006.3.16
RoHS

△ 此符號表示重點管控尺寸

DESCRIPTION(內容): 2.0mm Female Header H:4.6 W:2.4 180°	DRAWN(製圖): Kevin	GENERAL TOLERANCE: (公差)	REV: R2	REV	DESCRIPTION	DATE	
	CHECKED(確認):	.X .XX .XXX	.XXXX .X° .XX°	UNIT: mm	R0	舊料號: F303-XSGND030	2006.03.08
	PART NO: (料號) F303-SG _-D030-XX	APPROVAL(核准):	SCALE(比例): 1:XX	SIZE: A4	R1	更新料號	2006.07.13
	DWG NO(圖號):			SHEET: 1/1	R2	變更環保章字樣	2006.08.15
				R3			

A

B

C

D

E