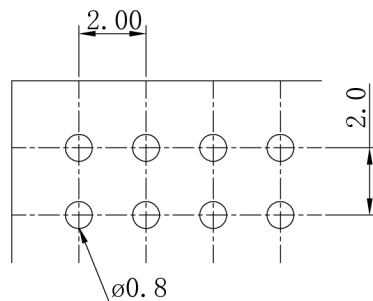
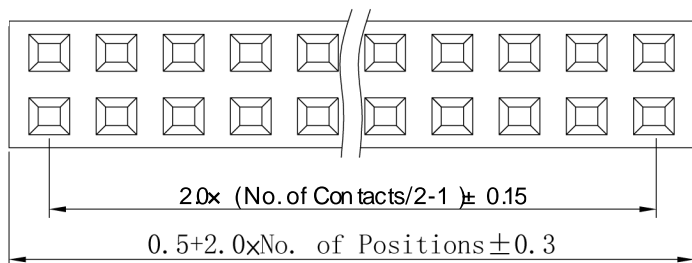
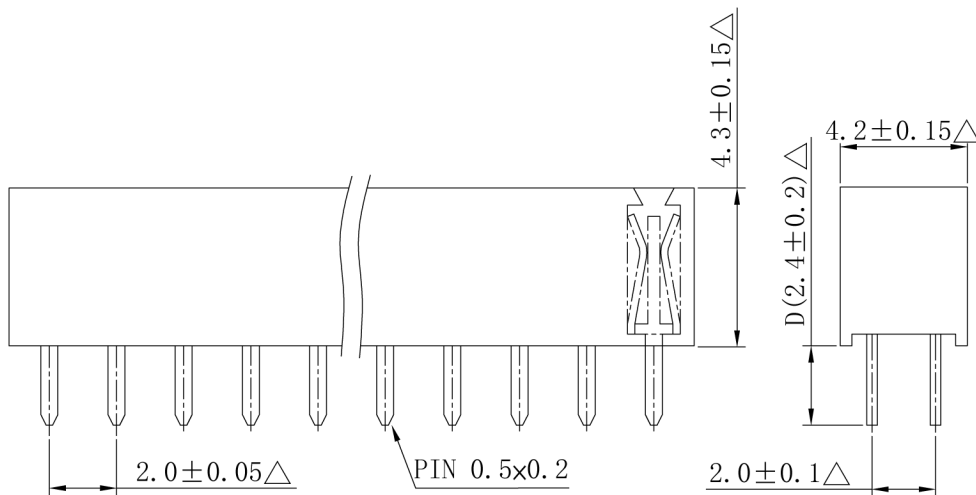


A**B****C****D****E****P.C.B. Hole Layout****Specifications**

Current Rating : 2 Amp
 Insulator Resistance : 3000 Megohms Min.
 Contact Resistance : 20 m ohms max.
 Dielectric Withstanding : AC 500 V
 Operating Temperature : -40°C ~ +105°C
 Contact Material : Phosphor Bronze.
 Insulator Material : Polyester, UL 94V-0
 Finish: Tin, Gold or Duplex Plated
 Standard: Gold Flash all over
 Note:
 Duplex plating: Gold Plated on contact area,
 Tin on solder area



Series	Connector Type	Contact Plating	Material	Pin Length mm	Number of Contacts
F401	- X	X	X	- DXXX	- X X
(Female Header S: Straight Type Dual Row) F401 (2.00 H: 4.3)		G: Gold Flash T: Tin Plated A: 10U" Gold B: 15U" Gold C: 20U" Gold	P: PBT N: Nylon-6T A: PA46 (Standard: P)	S-D (Standard: S-D024)	(04 TO 80 Contacts)

©Duplex Plating
D: Gold Flash/Tin
(Standard: G)

所有材料為
"環保材料"
2005.12.29
RoHS

△ 此符號表示重點管控尺寸

DESCRIPTION(內容):	DRAWN(製圖): Kevin	GENERAL TOLERANCE: (公差)	REV:	REV	DESCRIPTION	DATE
			R3			
2.0mm Female Header H:4.3 W:4.2 180°	CHECKED(確認):	.X .XXX .XX .X° .XXX .XX°	UNIT:	R0	(FEB)舊料號: CCFEB433C02.XXL (FEB)舊料號: CCFEB433C02.XX	2005.08.13 2005.12.04
			mm	R1	更新料號	2006.06.14
PART NO: (料號):	APPROVAL(核准):	SCALE(比例): 1:XX	A4	R2	變更環保章字樣	2006.08.15
DWG NO(圖號):			SHEET: 1/1	R3	變更材質選項	2006.10.03

A**B****C****D****E**