

A

B

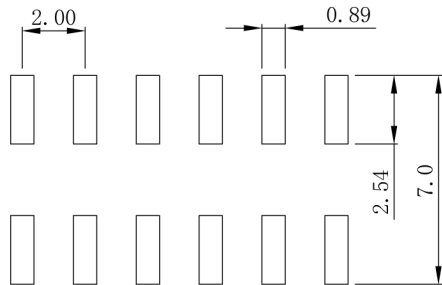
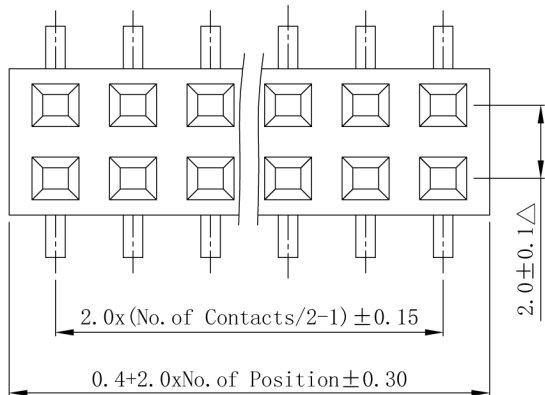
C

D

E

Specifications

Current Rating : 2 Amp
 Insulator Resistance : 3000 Megohms Min.
 Contact Resistance : 20 m ohms max.
 Dielectric Withstanding : AC 500 V
 Operating Temperature : -40°C ~ +105°C
 Max Processing Temp : 260°C for 3~5 sec Max.
 Contact Material : Phosphor Bronze.
 Insulator Material : Polyester, UL 94V-0
 Standard : Nylon-6T
 Finish: Tin, Gold or Duplex Plated
 Standard: Gold Flash all over
 Note:
 Duplex plating: Gold Plated on contact area,
 Tin on solder area



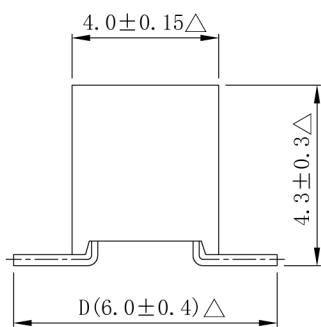
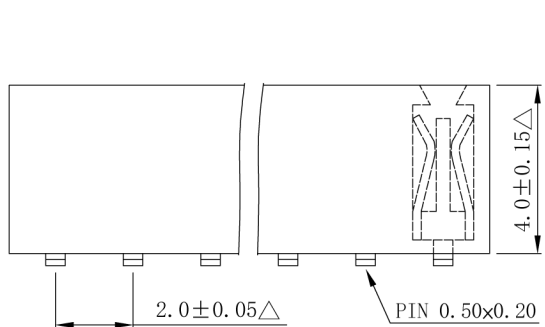
P. C. B. Hole Layout

1

1

2

2



Series	Connector Type	Contact Plating	Material	Pin Length mm	Number of Contacts
F402	X	X	X	DXXX	XX
(Female Header Dual Row) F402 (2.00 H:4.0)	M: SMT Type	G: Gold Flash T: Tin Plated A: 10U"Gold B: 15U"Gold C: 20U"Gold ©Duplex Plating D: Gold Flash/Tin (Standard:G)	N: Nylon-6T (Standard:N)	M-D D060 (Standard:M-D060)	(04 TO 80 Contacts)

所有材料為
"環保材料"
2006.10.18
RoHS

△ 此符號表示重點管控尺寸

3

3

DESCRIPTION(內容): 2.0mm Female Header H:4.0 W:4.0 SMT Nylon-6T	DRAWN(製圖): 彭維明	GENERAL TOLERANCE: (公差)	REV: R2	REV	DESCRIPTION	DATE
	CHECKED(確認):	.X .XX .XXX	.XXXX .X° .XX°	UNIT: mm	R0	舊料號: CFB84002.005 舊料號: F402-MGN-D060
PART NO: (料號) F402-MGN-D060-XX	APPROVAL(核准):	SCALE(比例): 1:XX	SIZE: A4	R1	更新料號	2006.06.07
DWG NO(圖號):			SHEET: 1/1	R2	修正 Specifications 內錯誤的數值	2007.12.31
				R3		

A

B

C

D

E