

A

B

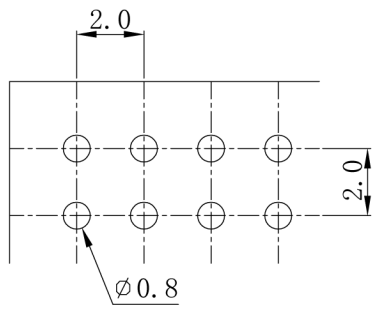
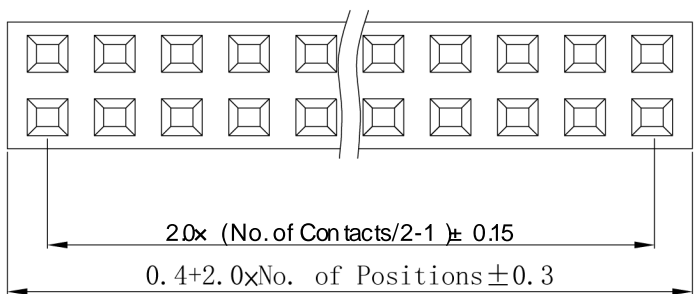
C

D

E

1

1



P.C.B. Hole Layout

### Specifications

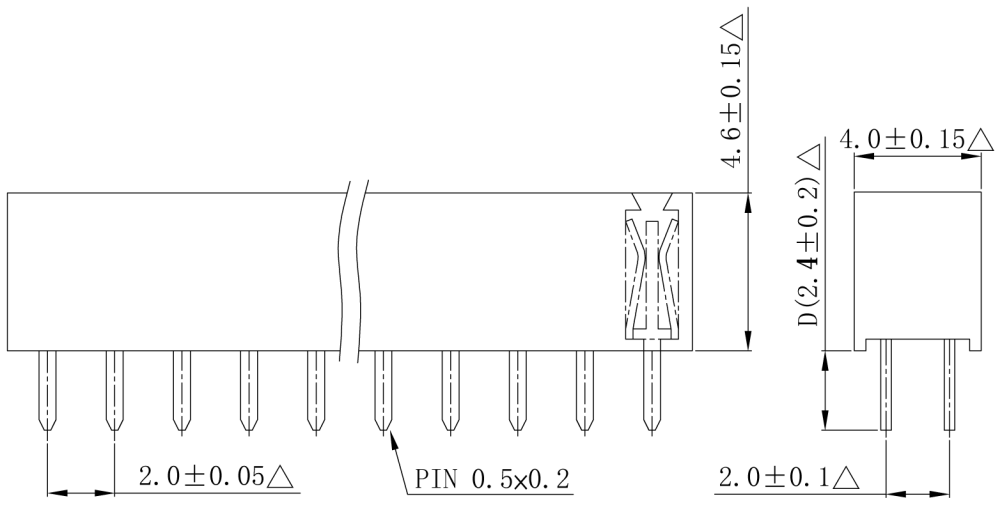
Current Rating	:2 Amp
Insulator Resistance	:3000 Megohms Min.
Contact Resistance	:20 m ohms max.
Dielectric Withstanding	:AC 500 V
Operating Temperature	:-40°C ~ +105°C
Contact Material	:Phosphor Bronze.
Insulator Material	:Polyester, UL 94V-0

Finish: Tin, Gold or Duplex Plated  
 Standard: Gold Flash all over  
 Note:

Duplex plating: Gold Plated on contact area,  
 Tin on solder area

2

2



Series	Connector Type	Contact Plating	Material	Pin Length mm	Number of Contacts
F403	- X	X	X	DXXX	- X X
(Female Header Dual Row) F403 (2.00) H:4.6 W:4.0	S: Straight Type	G: Gold Flash T: Tin Plated A: 10U"Gold B: 15U"Gold C: 20U"Gold ©Duplex Plating D: Gold Flash/Tin (Standard:G)	P: PBT N: Nylon-6T (Standard:P)	S-D D024 (Standard:S-D024)	(04 TO 80 Contacts)

所有材料為  
"環保材料"  
2007.8.29  
RoHS

△ 此符號表示重點管控尺寸

3

3

DESCRIPTION(內容): <b>2.0mm Female Header H:4.6 W:4.0 180°</b>	DRAWN(製圖): 劉建平	GENERAL TOLERANCE: (公差)	REV: <b>R0</b>	REV	DESCRIPTION	DATE	
	CHECKED(確認): 師會營	.X .XX .XXX	.XXXX .X° .XX°	UNIT: <b>mm</b>	<b>R0</b>	<b>2006.06.17</b>	
	PART NO: (料號) <b>F403-SG_-D024-XX</b>	APPROVAL(核准):	SCALE(比例): 1:XX	SIZE: <b>A4</b>	<b>R1</b>		
	DWG NO(圖號):			SHEET: <b>1/1</b>	<b>R2</b>		
				<b>R3</b>			

A

B

C

D

E