

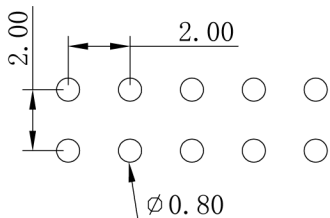
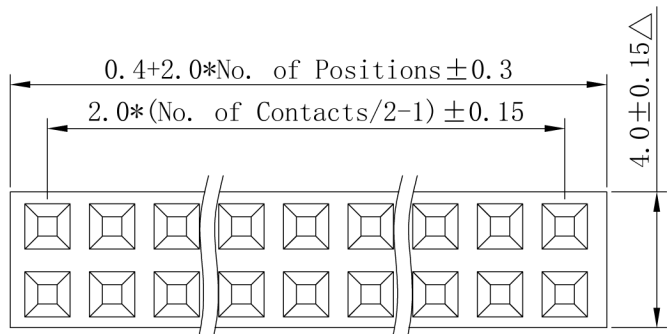
A

B

C

D

E



P. C. B. Layout

### Specifications

Current Rating	:2 Amp
Insulator Resistance	:3000 Megohms Min.
Contact Resistance	:20 m ohms max.
Dielectric Withstanding	:AC 500 V
Operating Temperature	:-40°C ~ +105°C
Contact Material	:Phosphor Bronze.
Insulator Material	:Polyester, UL 94V-0

Finish: Tin, Gold or Duplex Plated  
 Standard: Gold Flash all over

Note:

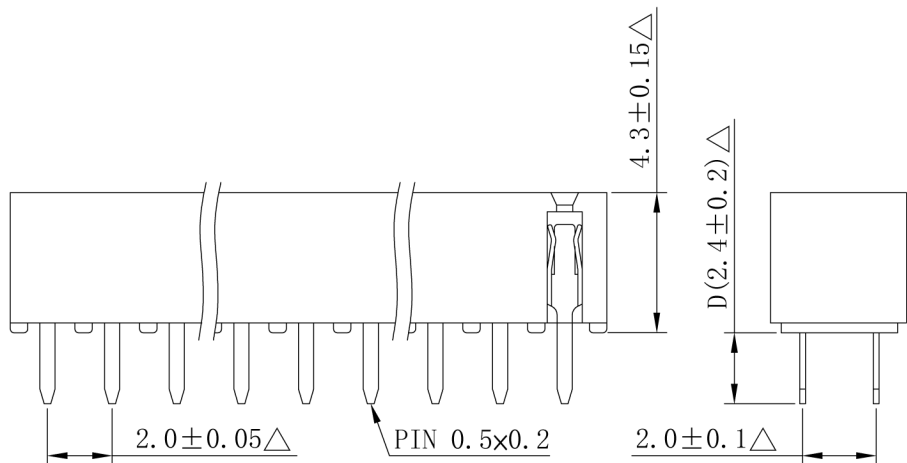
Duplex plating: Gold Plated on contact area,  
 Tin on solder area

1

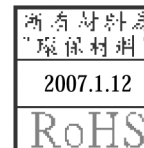
1

2

2



Series	Connector Type	Contact Plating	Material	Pin Length mm	Number of Contacts
<b>F491</b>	<b>X</b>	<b>X</b>	<b>X</b>	<b>DXXX</b>	<b>XX</b>
(Female Header Dual Row) F491 (2.00 H:4.3 W:4.0 With stand off)	S:Strnight Type	G:Gold Flash T: Tin Plated A:10U"Gold B:15U"Gold C:20U"Gold ©Duplex Plating D:Gold Flash/Tin (Standard:G)	P:PBT A:PA-46 N:Nylon-6T (Standard:P)	S-D D024 (Standard:S-D024)	(04 TO 80 Contacts)



△ 此符號表示重點管控尺寸

3

3

	DESCRIPTION(內容):	DRAWN(製圖):	GENERAL TOLERANCE:	REV:	REV	DESCRIPTION	DATE
	2.0mm Female Header 180° H:4.3 W:4.0	劉建平	(公差)	R0	R0		2006.09.29
		CHECKED(確認):	.X .XX .XXX	.XXXX .X° .XX°	UNIT:	R1	
	PART NO: (料號)	F491-SG_-D024-XX	APPROVAL(核准):	SCALE(比例):	A4	R2	
DWG NO(圖號):			1:XX	SHEET:	R3		
				1/1			

A

B

C

D

E