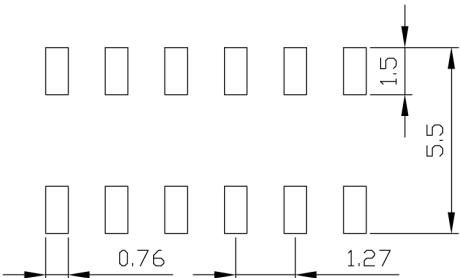
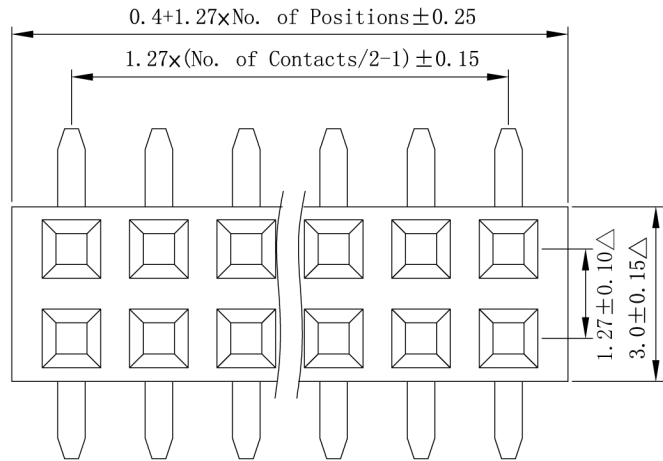


A B C D E

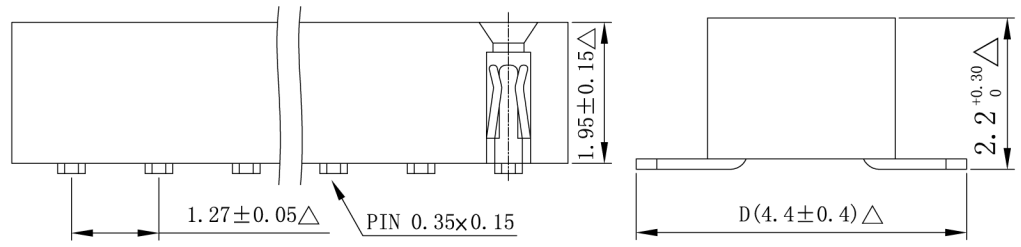


P. C. B. Layout

Specifications

Current Rating	: 1 Amp
Insulator Resistance	: 1000 Megohms Min.
Contact Resistance	: 20 m ohms max.
Dielectric Withstanding	: AC 500 V
Operating Temperature	: -40°C ~ +105°C
Max Processing Temp	: 260°C for 3 ~ 5 sec Max.
Contact Material	: Phosphor Bronze
Insulator Material	: Polyester, UL 94V-0
Finish	: Gold Plated
Standard	: Gold Flash all over

2



Series	Connector Type	Contact Plating	Material	Pin Length mm	Number of Contacts
F605	- X	X	X - DXXX		-XX
(Female Header Dual Row) F605(1.27 H:1.95)	M:SMT Type	G:Gold Flash T:Tin Plated A:10U"Gold B:15U"Gold C:20U"Gold ©Duplex Plating D:Gold Flash/Tin (Standard:G)	N:Nylon-6T C:LCP (Standard:N)	M-D D044 (Standard:M-D044)	(04 TO 80 Contacts)

所有材料為  
"環保材料"  
2006.8.17  
RoHS

△ 此符號表示重點管控尺寸

3

3

	DESCRIPTION(內容): <b>1.27mm Female Header H:1.95 SMT</b>	DRAWN(製圖): 劉兵	GENERAL TOLERANCE: (公差)	REV: <b>R1</b>	REV	DESCRIPTION	DATE
		CHECKED(確認):	.X .XXXX .XX .X° .XXX .XX°	UNIT: <b>mm</b>	<b>R0</b>	舊料號: <b>F605-MG-D044</b>	<b>2005.08.13</b> <b>2006.06.08</b>
	PART NO: (料號) <b>F605-MG-D044-XX</b>	APPROVAL(核准):	SCALE(比例): 1:XX	<b>A4</b>	<b>R1</b>	更新料號	
	DWG NO(圖號):			SHEET: <b>1/1</b>	<b>R2</b>		

A B C D E FILE NO: CWJ-4E-05