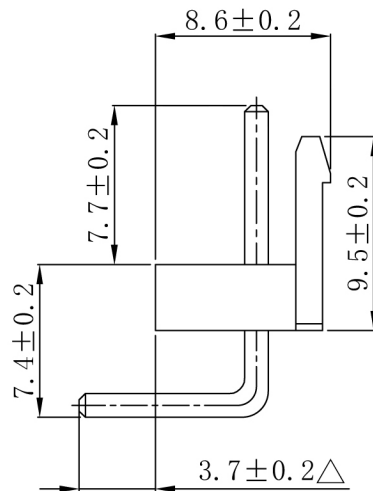
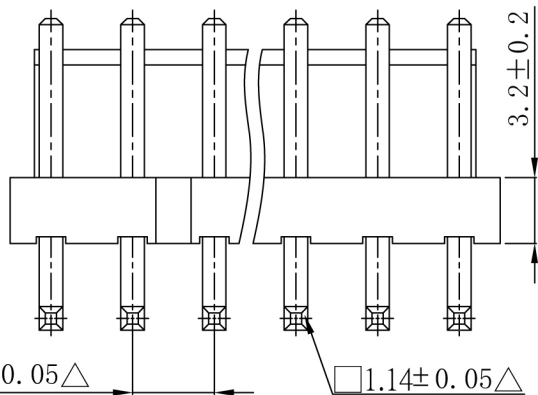


P.C.B Hole Layout

SPECIFICATIONS

Current rating : 7A AC, DC
 Voltage rating : 250V AC, DC
 Temperature range : -25° C ~ +85° C
 Contact resistance : 10mΩMax
 Insulation resistance : 1000MΩMin
 Withstanding voltage : 1500 V AC/minute
 Pin Material : Brass
 Finished : Tin-plated
 Housing Material : Nylon-66, UL94 V-0
 Color : Ivory-white



Circuits	Part NO.	Dimension mm	
		A	B
2	CV-W3961R-02	3.96	7.92
3	CV-W3961R-03	7.92	11.88
4	CV-W3961R-04	11.88	15.84
5	CV-W3961R-05	15.84	19.80
6	CV-W3961R-06	19.80	23.76
7	CV-W3961R-07	23.76	27.72
8	CV-W3961R-08	27.72	31.68
9	CV-W3961R-09	31.68	35.64
10	CV-W3961R-10	35.64	39.60
11	CV-W3961R-11	39.60	43.56
12	CV-W3961R-12	43.56	47.52
13	CV-W3961R-13	47.52	51.48
14	CV-W3961R-14	51.48	55.44
15	CV-W3961R-15	55.44	59.40

DESCRIPTION(內容):
VH 3.96mm Wafer 90° □=1.14
 (環保材料)

PART NO:
 (料號) **CV-W3961R-XX**

DWG NO(圖號):

DRAWN(製圖):
 李建安

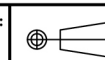
CHECKED(確認):

APPROVAL(核准):

GENERAL TOLERANCE:
 (公差)

.0 ±0.20
 .00 ±0.15
 .000 ±0.10

SCALE(比例):
 1:XX



REV:
A/6

UNIT:
mm

SIZE:
A4

SHEET:
1/1

REV

1

2

3

4

DESCRIPTION

△此符號表示重點管控尺寸

變更塑膠高度

增加產品顏色標注

添加凹槽

DATE

2003.08.19

2007.03.14

2007.07.14

2011.04.21