

SPECIFICATIONS

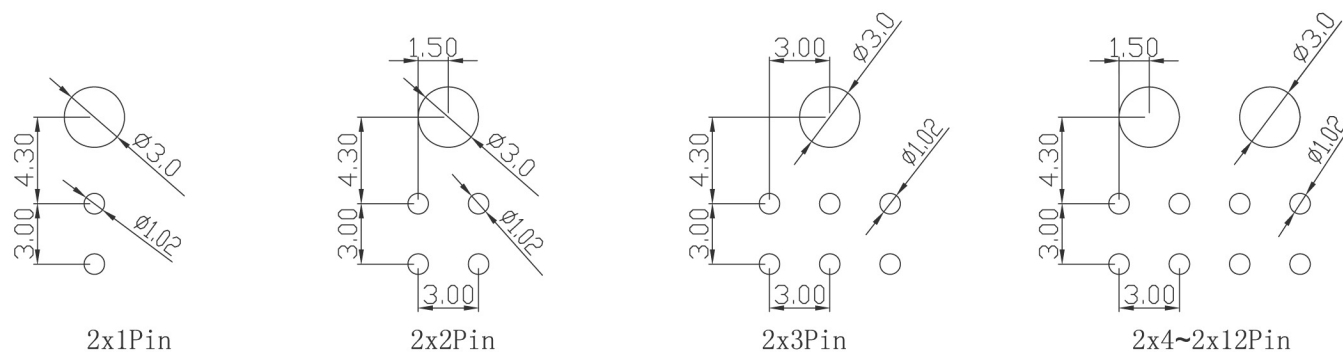
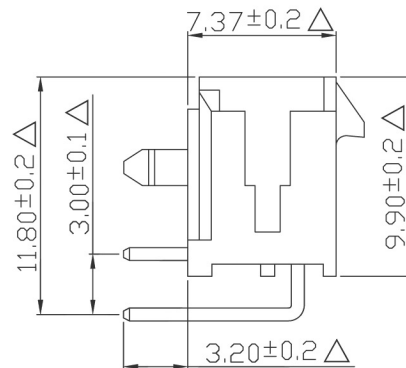
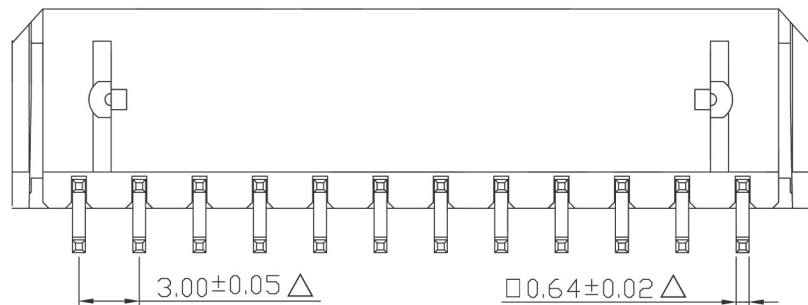
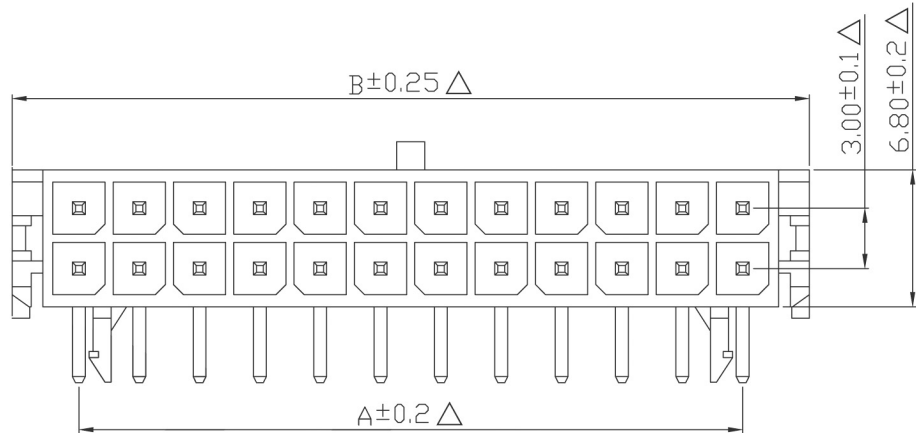
Current rating : 5A AC, DC
 Voltage rating : 250V AC, DC
 Temperature range : -25°C ~ +105°C
 Contact resistance : 10mΩ Max
 Insulation resistance : 1000MΩ Min
 Withstanding voltage : 1500 V AC/minute
 Contact Material : Brass
 Finished : Tin-plated
 Housing Material : UL94 V-0
 Color : Black

PART NO. :

CW-W300R(X) -2*XX

Material
 P: PBT
 C: LCP
 N: Nylon-6T
 A: PA-46

NO. OF CONTACTS



P. C. B LAYOUT

| Circuits | Dimensions | |
|----------|------------|-------|
| | A | B |
| 2*01 | — | 6.65 |
| 2*02 | 3.00 | 9.65 |
| 2*03 | 6.00 | 12.65 |
| 2*04 | 9.00 | 15.65 |
| 2*05 | 12.00 | 18.65 |
| 2*06 | 15.00 | 21.65 |
| 2*07 | 18.00 | 24.65 |
| 2*08 | 21.00 | 27.65 |
| 2*09 | 24.00 | 30.65 |
| 2*10 | 27.00 | 33.65 |
| 2*11 | 30.00 | 36.65 |
| 2*12 | 33.00 | 39.65 |

| | | | | | | |
|---|-------------------|--|---|---|--|--|
| DESCRIPTION(內容): MX3.0 MICRO-FIT Wafer 90° Dip Type (環保材料) PART NO: (料號) CW-W300RX-2*XX DWG NO(圖號): | DRAWN(製圖): 黃炳秋 | GENERAL TOLERANCE: (公差) .X .XXXX .XX .X° .XXX .XX° | REV: A5 UNIT: mm SIZE: A4 SHEET: X/X | REV 1 2 3 4 | DESCRIPTION △此符號表示重點管控尺寸 變更料號為系列料號 補充P. C. B LAYOUT圖示 修改電器性能及定位柱形狀 | DATE 2006.07.21 2015.01.29 2014.03.07 2014.10.28 |
| | CHECKED(確認): | SCALE(比例): 1:XX | | | | |
| | APPROVAL(核准): | | | | | |
| | | | | | | |